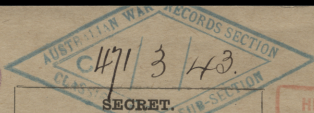
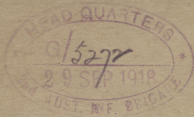


Blank pages in
this item have
not been
scanned



312.7

1242



SECRET.

THIS DOCUMENT IS THE PROPERTY OF H.B.M. GOVERNMENT, and is intended only for the personal information of _____

(S.S. 745).
IA/54674.

and of those officers under him whose duties it affects. He is personally responsible for its safe custody, and that its contents are disclosed to these officers and to them only.

*2.13.21
6269*

CONVENTIONAL SIGNS

EMPLOYED ON















MAPS OF THE SIEGFRIED LINE.

(ISSUED BY SECOND GERMAN ARMY IN THE SPRING OF 1917.)

ISSUED BY THE GENERAL STAFF, SEPTEMBER, 1918.

B10









*AWM 27
311/76*


Conventional sign.	Explanation.	REMARKS.
INFANTRY.		
	Fire trench, completed.	
	Fire trench, in construction.	
	Fire trench, proposed.	
	Dummy position.	
	Dummy machine gun emplacement.	
	Mined dug-out	
	Concrete dug-out	
	Medical dug-out	
	Mined machine gun emplacement	
	Concrete machine gun emplacement	
	Flanking section	
	Mined observation post	
	Concrete observation post	
	Trench mortar emplacement.	

Distinctions between defences which are completed, under construction or proposed, will be indicated on specially attached lists.

Conventional sign.	Explanation.	Remarks.
	INFANTRY—continued.	
	Corps headquarters.	
	Divisional headquarters.	
	Divisional battle headquarters.	
	Brigade battle headquarters.	
	Regimental battle headquarters.	
	Battalion battle headquarters.	
	ARTILLERY.	
	Position for 24-cm. naval gun battery.	
	Position for 21-cm. mortar battery.	
	Position for (16-cm.) heavy field howitzer '02 battery.	
	Position for (15-cm.) heavy field howitzer battery.	
	Position for 15-cm. gun with chase rings battery.	
	Position for 10-cm. gun '04 battery.	
	Position for light field howitzer battery.	

Conventional signs.	Explanation.	Remarks.
	ARTILLERY—continued.	
	Position for field gun battery.	
	Reserve battery position.	
	Dummy battery.	
	Battle H.Q. of the div. artillery commander.	
	Battle H.Q. of artillery group commander.	
	Battle H.Q. of artillery sub-group commander.	
	Main field artillery observation post.	
	Auxiliary field artillery observation post.	
	Main foot artillery observation post.	
	Auxiliary foot artillery observation post.	
	Completed survey post.	
	Proposed survey post.	
	Completed survey H.Q.	
	Proposed survey H.Q.	



Conventional sign.	Explanation.	Remarks.
X	GENERAL. Completed wire entanglement.	
<	Proposed wire entanglement.	
→ → →	Telephone line.	
	Corps pioneer park.	
	Divisional pioneer park.	
	Regimental pioneer park.	
	Battalion pioneer park.	
	Corp. ammunition dump.	
	Divisional ammunition dump.	
	Corps supply dump.	
	} Divisional supply dump. } Reilling point.	
- - - - -	Battalion boundary	
- . - . - .	Regimental boundary	To be indicated in green.
—————	Divisional boundary	
+ + + + +	RAILWAYS. Metre-gauge railway.	
● — ● — ● — ● — ●	60-cm. field railway.	
○ — ○ — ○ — ○ — ○	60-cm. field tramway.	
	BRIDGES. Servicable road or iron bridge.	
60 m.	Bridge for all arms.	
100 m.	Foot bridge.	



311.7

220. Div. Actg
L159

[S.S. 618]



No. 42317

GERMAN CONVENTIONAL SIGNS.

The following list of German conventional signs is based on captured documents and maps. Though these signs are, in most cases, known to be universal, it should be clearly understood that they are not necessarily used, especially on sketch maps, and that other signs for the same unit, gun, etc., may be met with.

A.—GENERAL CONVENTIONAL SIGNS. FOR UNITS OTHER THAN ARTILLERY.

Conventional Sign	German Abbreviation	English Equivalent
	<i>Ein Btl. (I. Btl. I.R.1) ...</i>	Battalion (1st Bn., 1st Inf. Regt.).
	<i>II. Btl. I.R.1, ohne 3 ...</i>	2nd Bn., 1st Inf. Regt., less 3rd Coy.
	<i>1/2 Btl. ...</i>	Half-battalion.
	<i>Eine Komp. ...</i>	Company.
	<i>Radf. Komp. ...</i>	Cyclist Company (45th Cyclist Coy.; 1st Cyclist Coy., 3rd Jäger Bn.).
	<i>Ein einzelner Div., Brig., Regts., Artillerie, Pion.-Stab</i>	Staff of Division, Brigade, Regiment, Artillery, Pioneers.
	<i>Eine M.G.K. oder M.G. (Schützen) Eskadr.</i>	Machine Gun Company or Machine Gun Squadron (Rifles).
	<i>Eine M.G. Esk. ...</i>	Machine Gun Squadron.
	<i>Eine M.G. Abtlg. ...</i>	Machine Gun Detachment.
	<i>Eine Gebirgs-M.G. Abtlg. ...</i>	Mountain Machine Gun Detachment.
	<i>Eine M.G. Scharfschützen-Abt., zu 3 Kpn.</i>	Machine Gun Marksman Detachment, of 3 Companies.
	<i>Eine Musketen-Abtl. ...</i>	"Musketen" Detachment (attached to 4th Ulanen Regiment).
	<i>Stab u. vier Eskadr. Drag. R. 7, mit M.G. Esk.</i>	Staff and 4 Squadrons, 7th Dragoon Regt., with Machine Gun Squadron.
	<i>3 Esk. Kür. Rgt. 6, mit M.G. Zug ...</i>	3rd Squadron, 6th Cuirassier Regt., with Machine Gun Section.
	<i>Stabs 1. u. 2. Esk., Ul. R. 2 ...</i>	Staff and 1st and 2nd Squadrons, 7th Ulanen Regiment.
	<i>Kav. (Schtz.) Rgt. ...</i>	Cavalry Rifle Regiment.
	<i>San. Komp. 3 ...</i>	3rd Bearer Company.
	<i>Scheinw. Zug. 301 ...</i>	301st Searchlight Section.
	<i>Schwerer Sch. Zug. 33 ...</i>	33rd Heavy Searchlight Section.
	<i>Fernspr.-Verbände (Armee-, Gruppen-, Div., Kav., Gebirgs-, Festungs-, Fernspr.-Abtl.)</i>	Telephone Formations (Army, Group, Divisional, Cavalry, Mountain and Fortress Telephone Detachment).
	<i>Selbständige Erdtelegr.-Station, ausserhalb eines Fernspr.-Verbandes</i>	Independent Power Buzzer Station (not belonging to a Telephone Formation).
	<i>Selbständige A (Abhör)-Station ..</i>	Listening set (ditto).
	<i>.. Feldsignaltrupp ..</i>	Field Signal Section (ditto).
	<i>Funkerabtl. (Armee-, Div., Kav., Geb., Fest.-Funkerabtl.)</i>	Wireless Detachment (Army, Divisional, Cavalry, Mountain and Fortress Wireless Detachment).
	<i>Selbst. (leichte) Funkenstation, ausserhalb eines Funk.-Verbandes</i>	Independent (light) Wireless Field Station (not belonging to a Wireless Formation).

Handwritten signatures: 'C.A.' and 'R.O.' with a flourish.

A.—General Conventional Signs—continued.

Conventional Sign	German Abbreviation	English Equivalent
	<i>Selbst. (schwere) Funkstation (außerhalb eines Funk-Verbandes) bzw. Gruppenfunkstation</i>	Independent (heavy) Wireless Field Station (not belonging to a Wireless Formation) or Group Wireless Station.
	<i>Funkgruppstation, bzw. Gruppenfunkstation</i>	Large (high-power) Wireless Field Station or Group Wireless Station.
	<i>Selbst. Funkempfangstation</i>	Independent Wireless Intercepting Station.
	<i>Selbst. Richtempfangstrupp</i>	Independent Wireless Compass Detachment.
	<i>Nachrichten-Park</i>	Signal Park.
	<i>Schallmeustrupp 69</i>	69th Sound-ranging Section.
	<i>Art.-Meustrupp 147</i>	147th Artillery Survey Section.
	<i>Masterfernstrupp 76</i>	76th Giant Periscope Detachment.
	<i>M.W.K. 301 (Die Zahlen bedeuten schw., mittl., leichte M.W.)</i>	201st Trench Mortar Company (the figures denote heavy, medium and light <i>Mörsertrupp</i>).
	<i>Zeichen für Kolonnen (einsere Div.-Kor., Brieftentrains, Pferde-Laz., Dep., z.p.)</i>	Sign for Columns (except Divisional Mechanical Transport Columns), Bridging Trains, Veterinary Hospitals, Depots, etc.
	<i>Div.-Kor.-Kol. 749</i>	749th Divisional Mechanical Transport Column.
	<i>F.L.A. 75</i>	75th Reconnaissance Flight.
	<i>F.L.A. 219 (Artl.)</i>	219th "A" Flight.
	<i>Armee-Flugpark 8</i>	8th Army Aircraft Park.
	<i>Ballonzug 15</i>	15th Balloon Section.
	<i>Vermess.-Abtl. 4</i>	4th Survey Detachment.

B.—ARTILLERY.

1.—TRENCH ARTILLERY.

Conventional Sign	German Abbreviation	English Equivalent
	<i>3-7 em. Rev. K....</i>	3-7 em. revolver gun.
	<i>3-7 em. Sch. Gr. K.</i>	3-7 em. trench gun (naval).
	<i>3-7 em. M.K.</i>	3-7 em. automatic gun.
	<i>5-7 em. K.i.F.L.</i>	5-7 em. gun on shielded mounting.

B.—Artillery—continued.

2.—FIELD ARTILLERY.

Conventional Sign	German Abbreviation	English Equivalent
	<i>F.K. 96 n/A.</i>	(a) Guns. 7-7 cm.) field gun (96 n/A.).
	<i>Tankgeschütze</i>	7-7 cm.) anti-tank gun.
	<i>F.K. 16</i>	7-7 cm.) field gun '16.
	<i>F.H. 98/09</i>	(b) Howitzers.* 10-5 cm.) light field howitzer '98/09.
	<i>F.H. 16</i>	10-5 cm.) light field howitzer '16.
	<i>F.H. Kp.</i>	10-5 cm.) light field howitzer, Krupp.

3.—FOOT ARTILLERY.

Conventional Sign	German Abbreviation	English Equivalent
	<i>9 cm. K.</i>	(a) Guns. 9 cm. gun '78.
	<i>9 cm. K.</i>	9 cm. gun '78/88.
	<i>10 cm. K.</i>	10 cm. gun.
	<i>10 cm. K. 97</i>	10 cm. gun '97.
	<i>10 cm. Ket. K.</i>	10 cm. coast defence gun.
	<i>10 cm. K.i.S.L.</i>	10 cm. gun with overhead shield.
	<i>10 cm. K. 04</i>	10 cm. gun '04.
	<i>10 cm. K. 14</i>	10 cm. gun '14.
	<i>12 cm. K.</i>	12 cm. heavy gun.
	<i>13 cm. K.</i>	13 cm. gun.
	<i>15 cm. R.K.</i>	15 cm. gun with chase rings.
	<i>15 cm. R.K.</i>	15 cm. long gun with chase rings.
	<i>15 cm. K.</i>	15 cm. long gun.
	<i>15 cm. K.i.S.L.</i>	15 cm. gun with overhead shield.
	<i>15 cm. K. 16</i>	15 cm. gun '16.
	<i>15 cm. K. 16 Kr.</i>	15 cm. heavy gun '16, Krupp.

* In this type of conventional sign, the small circle is not always shown in solid black.

B.—Artillery—continued.

Conventional Sign	German Abbreviation	English Equivalent
(3) Naval Guns.		
	s. 10 cm. K. ...	10 cm. naval gun.
	s. 15 cm. K. (15 cm. K.L./30 f.) ...	15 cm. naval gun (L/30 f.).
	s. 15 cm. S.K. (15 cm. S.K.L./40) ...	15 cm. naval Q.F. gun L/40.
	17 cm. K. (Bett-Gesch.) ...	17 cm. naval gun (on platform mounting).
	17 cm. K. Eis. ...	17 cm. naval gun on railway mounting.
	17 cm. K.L.R.L. ...	17 cm. naval gun on wheeled carriage.
	21 cm. K. ...	21 cm. naval gun.
	24 cm. S.K. (Bett-Gesch.) ...	24 cm. naval gun (on platform mounting).
	24 cm. K. (Eisenbahn-Gesch.) ...	24 cm. naval gun (on railway mounting).
	24 cm. S.K.L./40 Eis. ...	24 cm. Q.F. naval gun L/40 on railway mounting.
	38 cm. K. (or "K.W.") ...	38 cm. gun ("Kaiser Wilhelm").
(4) Heavy Field Howitzers.*		
	s. F.H. ...	(15 cm.) heavy field howitzer.
	Vers. H. 99 ...	(15 cm.) experimental howitzer '99.
	s. F.H. 02 ...	(15 cm.) heavy field howitzer '02.
	s. F.H. 13 ...	(15 cm.) heavy field howitzer '13.
	lg. s. F.H. 13 ...	(15 cm.) long heavy field howitzer '13.
(5) Mortars.		
	21 cm. Mrs. ...	21 cm. mortar.
	Mrs. ...	Mortar (21 cm., new pattern).
	lg. Mrs. ...	Long (21 cm.) mortar.
	s. Kst. Mrs. (28 cm.) ...	Heavy coast defence mortar (28 cm.).
	28 cm. H.L.R.L. ...	28 cm. howitzer on wheeled carriage.
	s. Kst. Mrs. 96 (30.5 cm.) ...	(30.5 cm.) heavy coast defence mortar B 96.
	s. Kst. Mrs. 09 (30.5 cm.) ...	(30.5 cm.) heavy coast defence mortar B 09.
	s. Kst. Mrs. (30.5 cm.) ...	Heavy coast defence mortar (30.5 cm.).
	Ks. Mar. Kan. (42 cm.) (5 in unbedientlicher Lofette) ...	(42 cm.) short naval gun (on fixed mounting).
	Ks. Mar. Kan. F4 (42 cm.) (M. in Räderlafette fahrbar) ...	(42 cm.) short naval gun (on wheeled carriage).
	42 cm. Mrs. ...	42 cm. mortar (on platform).

* In this type of conventional sign, the dot in the centre of the circle is sometimes replaced by a short line at right angles to the arrow.

4.—CAPTURED GUNS.

Conventional Sign	German Abbreviation	English Equivalent
(a) French Guns.		
	fra. 80 mm. K. ...	80 mm. French gun.
	fra. 90 mm. K. ...	90 mm. French gun.
	fra. 95 mm. K. ...	95 mm. French gun.
	fra. ka. 130 mm. K. ...	130 mm. French short gun.
	fra. lg. 120 mm. K. ...	120 mm. French long gun.
	fra. 155 mm. K. ...	155 mm. French gun.
	fra. 230 mm. K. ...	230 mm. French gun.
(b) Belgian Guns.		
	belg. 5.7 cm. K. ...	5.7 cm. Belgian gun.
	belg. 8 cm. K. ...	8 cm. Belgian gun.
	belg. 8.7 cm. K. ...	8.7 cm. Belgian gun.
	belg. 12 cm. K. ...	12 cm. Belgian gun.
	belg. s. 12 cm. K. ...	12 cm. Belgian heavy gun.
	belg. 12 cm. K. 11 ...	12 cm. Belgian gun '11.
	belg. 12 cm. H. ...	12 cm. Belgian howitzer.
	belg. 15 cm. K. ...	15 cm. Belgian gun.
	belg. s. 15 cm. K. ...	15 cm. Belgian heavy gun.
	belg. s. F.H. ...	(15 cm.) Belgian heavy field howitzer.
	belg. 21 cm. H. ...	21 cm. Belgian howitzer.
(c) Russian Guns.		
	rusa. 8.69 cm. K. ...	8.69 cm. Russian gun.
	rusa. 8.69 cm. K. (J. P.K. 77) ...	8.69 cm. Russian gun ('77 pattern light field gun).
	rusa. 8.69 cm. K. (J. P.K. 92/95) ...	8.69 cm. Russian gun ('92/95 pattern light field gun).
	rusa. 10.67 cm. K. ...	10.67 cm. Russian gun.
	rusa. 10 cm. K. ...	10 cm. Russian gun.
	rusa. 10 cm. S.K. ...	10 cm. Russian Q.F. gun.

4.—Captured Guns—continued.

(c) Russian Guns—continued.

Conventional Sign	German Abbreviation	English Equivalent
	russ. l. F.H. ...	Russian light field howitzer.
	russ. l. F.H. (12 cm.) russ. 12 cm. K. ...	Russian light field howitzer. 12 cm. Russian gun.
	russ. s. 15 cm. P.H. (Schneider) ...	15 cm. Russian heavy field howitzer (Schneider)
	russ. s. F. H. Kat. ...	Russian heavy coast defence field howitzer (formerly, gun on railway mounting).
	russ. F. Mrs. ...	Russian field mortar.
	russ. l. 15 cm. K. ...	15 cm. Russian light gun.
	russ. s. 15 cm. K. ...	15 cm. Russian heavy gun.
	russ. lg. 15 cm. K. ...	15 cm. Russian long gun.
	russ. 15 cm. Kst. K. ...	15 cm. Russian coast defence gun.
	russ. 20-3 cm. H. 77 ...	20-3 cm. Russian howitzer 77.
	russ. 20-3 cm. H. 92 ...	20-3 cm. Russian howitzer 92.
	russ. 25 cm. Kst. K. ...	25 cm. Russian coast defence gun.
	russ. 28 cm. Kst. K. ...	28 cm. Russian coast defence gun.

(d) Japanese Guns.

	jap. l. F.H. ...	(12 cm.) Japanese light field howitzer.
	jap. 15 cm. H. ...	15 cm. Japanese howitzer.
	jap. s. F.H. ...	Japanese heavy field howitzer.
	jap. 15 cm. H. ...	15 cm. Japanese howitzer.

5.—ANTI-AIRCRAFT GUNS.

Conventional Sign	German Abbreviation	English Equivalent
	3-7 cm. M. Flak. ...	3-7 cm. A.-A. automatic gun.
	Besp. Flak. von 7-7 cm., oder 7-62 cm. Kaliber ...	Horse-drawn A.-A. gun, 7-7 cm. or 7-62 cm. calibre.
	K. Flak. von 8-8 cm., 8 cm., 7-7 cm., oder 7-62 cm. Kaliber ...	A.-A. gun, 8-8 cm., 8 cm., 7-7 cm. or 7-62 cm. calibre, on motor lorry.
	9 cm. Flak. ...	9 cm. A.-A. gun.
	10-5 cm. Flak. ...	10-5 cm. A.-A. gun.

6.—MOUNTAIN ARTILLERY.

Conventional Sign	German Abbreviation	English Equivalent
	7-5 cm. Geb. K. ...	7-5 cm. mountain gun.
	10-5 cm. Geb. H. ...	10-5 cm. mountain howitzer.

7.—METHOD OF SHOWING BATTERIES.

(a) Unit and nature of gun.—In most cases, the battery and regimental or battalion numbers are merely written against the conventional sign of the gun with which the battery is armed.

Examples (from captured maps).

Conventional Sign	German Abbreviation	English Equivalent
	Feld. Art. Regt. 600, 5. Battr. ...	5th Batty., 600th Field Art. Regt. (7-7 cm. field gun '18).
	Ldst. Fuss. Art. Bn. XI. A.C., 6. Battr. ...	6th Batty., Landsturm Foot Art. Bn. of XI. A.C. (12 cm. heavy gun.)
	Garde Feld. Art. Regt. 1, 5. Battr. ...	5th Batty., 1st Guard Field Art. Regt. (7-7 cm. field gun '98 n/A.)
	Fuss. Art. Bn. 774 ...	774th Foot Art. Bn. (15 cm. heavy field howitzer '18.)

(b) Unit and nature of guns.—An official document, giving a list of conventional signs, states that the numbers above the conventional sign denote the regiment, battalion, "Abteilung" or battery, while the number below the conventional sign denotes the number of guns.

Examples (from a captured document).

Conventional Sign	German Abbreviation	English Equivalent
	Res. Fuss. Art. Regt. 15, 5. Battr. ...	5th Batty., 15th Res. Foot Art. Regt. (3 mortars, 31 cm. new pattern.)
	Bay. Fussart. Btl. 15, 6. Battr. ...	6th Battery, 15th Div. Foot Art. Bn. (4 12 cm. Belgian heavy guns.)

(c) The type of battery (horse, field, etc.) is shown in the above-mentioned document, below the conventional sign.

Examples (from a captured document).

Conventional Sign	German Abbreviation	English Equivalent
	F.K. Battr. ...	Mountain Battery, 4 7-5 cm. guns. Field Artillery Battery, 4 guns 7-7 cm. '98 n/A. pattern.
	F.K. Battr. ...	Horse Artillery Battery, 4 guns 7-7 cm. '98 n/A. pattern.
	l. F.H. Battr. ...	Mountain Howitzer Battery, 4 howitzers.
	l. F.H. Battr. ...	Field Artillery Howitzer Battery, 4 howitzers, '98/09 pattern.
	l. F.H. Battr. ...	Horse Artillery Howitzer battery, 4 howitzers, '98/09 pattern.

7.—Method of showing Batteries—*continued.*

(d) **Anti-aircraft gun units.**—The various types of A.-A. guns are distinguished by the prefixes E, K, M, O, or W., before the battery or section number.

E = *auf Eisenbahnwagen* = on railway mounting.

K = *auf Kraftwagen* = on motor lorry.


M = *Maschinen-Kanone* = automatic gun.

O = *Ortsfeste* = on fixed mounting.

W = *auf Wagen* = on wagon, or horse-drawn.

Where necessary, the calibre is added in brackets after the section number.

Example.

Conventional Sign	German Abbreviation	English Equivalent
$\frac{9}{4}$ 	O. Flakzug 14	No. 14 A.-A. Gun Section (guns on fixed mountings).











GENERAL STAFF (INTELLIGENCE),
 GENERAL HEADQUARTERS,
 14th December, 1917.


GERMAN CONVENTIONAL SIGNS.—No. 2.


NOTE.—The conventional signs for units and guns are contained in S.S. 618, "German Conventional Signs."

GENERAL CONVENTIONAL SIGNS FOR USE ON MAPS.

Translation of a Document issued by the Director of Survey, 1-12-17.

Conventional Sign.	German Designation.	English Equivalent.
Defences.		
	<i>Kampfgraben</i> *	Fire trench.*
	<i>Verbindungsgraben</i>	Communication trench.
	<i>Aufgesetzter Kampfgraben u. Hauptverbindungsgraben</i>	Fire trench and main communication trench (breastwork).
	<i>Verdrahteter Graben</i>	Wired trench.
	<i>Zerfallener Graben</i>	Trench which has fallen in.
	<i>Offener Kabelgraben</i> †	Open cable trench.†
	<i>Geschlossener Kabelgraben</i>	Buried cable route.
	<i>Stollen</i>	Deep dug-out.
	<i>Im Bau befindliche Stellung</i>	Position in course of construction.
	<i>Geplante Stellung</i>	Intended position.
	<i>Stellung n. Truppenmeldung</i>	Position according to reports from the troops.
	<i>Kampfzone</i>	Battle zone.
	<i>Sprengtrichter</i>	Mine crater.
	<i>Trichterstellung, Schützenlöcher</i> ...	Crater-position, rifle pits.
	<i>Postenlinie</i>	Line of posts.
	<i>Einzelposten</i>	Single post.

*In another document, drainage trenches are shown: 

†In another document, overland cable is shown: 

Copy being circulated to B. Bell

Conventional Sign.	German Designation.	English Equivalent.
	<i>Drakthindernis Tiefe Reihe entspricht etwa 10 m. Breite</i>	Wire entanglement (each belt is about 11 yards in depth).
	<i>Spanische Reiter</i>	Knife-rests.
	<i>Schnelldrakthindernis</i>	Portable wire entanglement.
	<i>Asterbau</i>	Hutis.
	<i>Strassenperre</i>	Barricade.
	<i>Hindernis, elektrisch geladen</i>	Live wire entanglement.
	<i>Draktzann</i>	Wire fence.
	<i>Maake</i>	Screen.
	<i>M.G.</i>	Machine gun.
	<i>M.G.-Stand ausgebaut</i>	Machine gun emplacement.
	<i>M.G.-Stand für Fliegerabwehr</i>	Anti-aircraft machine gun emplacement.
	<i>M.G.-Stand im Bau</i>	Machine gun emplacement under construction.*
	<i>Granatwerfer</i>	Bomb-thrower.
	<i>Signalwerfer</i>	Message projector.
	<i>ausgebauter Batteriestellung</i>	Battery position (completed).
	<i>erkundete Batter.-Stellung</i>	Battery position (reconnitred).
	<i>Flak</i>	Anti-aircraft gun.
	<i>Kampfpanzerturn</i>	Armoured turret.
	<i>Minenwerferstand u. Fliegerbild</i>	Trench mortar emplacement (from aeroplane photograph).
	<i>M.-W.-St. nach Fliegerbild festgestellt u. wiederholt feuernd erkannt</i>	Trench mortar emplacement (located by aeroplane photographs and repeatedly observed to be in action).

*In another document this is described as a "reserve M.G. emplacement, unoccupied."

Conventional Sign.	German Designation.	English Equivalent.
Battle Headquarters.		
	<i>(Allgemeine Zeichen für Befehlsstellen u. Gefechtsstände, schussicher, nicht schussicher</i>	General signs for command posts and battle headquarters, shell proof and not shell-proof.
	<i>Komp.-Gefechtsstand</i>	Company battle headquarters.
	<i>Batt.-Gefechtsstand</i>	Battalion battle headquarters.
	<i>Regt.-Gefechtsstand</i>	Regimental battle headquarters.
	<i>Brig.-Gefechtsstand</i>	Brigade battle headquarters.
	<i>Div.-Gefechtsstand</i>	Divisional battle headquarters.
	<i>Abt. od. Gruppen-Gefechtsstand</i>	Corps or Group battle headquarters.
Artillery.		
	<i>Abt. od. Btl. (Untergruppe)</i>	"Abteilung" or battalion (sub-group).
	<i>Regt. (Gruppe)</i>	Regiment (group).
	<i>Art. Kdr. d. Div. Gefechtsstand der Art.</i>	Divl. Artillery battle headquarters.
Artillery Observation Posts.		
	<i>Batterie</i>	Battery.
	<i>Abt. od. Btl. (Untergruppe)</i>	"Abteilung" or battalion (sub-group).
	<i>Regt. (Gruppe)</i>	Regiment (group).
	<i>Nicht betonierter Beob.-St.</i>	Observation post not constructed of concrete.
	<i>Betonierter Beobachtungsstand</i>	Concrete observation post.
	<i>Hochstand</i>	Raised observation post.
	<i>Baumbrochster</i>	Tree observer.
Dug-outs.		
	<i>Schussicher</i>	Shell-proof.
	<i>Nicht schussicher</i>	Not shell-proof.
	<i>Im Bau</i>	Under construction.
	<i>Verpflegungsniederlage</i>	Ration dump.

Conventional Sign.	German Designation.	English Equivalent.
Ammunition Dumps.		
	<i>Allgemein</i>	General sign.
	<i>Für Infanterie</i>	Infantry (S.A.A.).
	<i>Artillerie</i>	Artillery.
	<i>Artl. Gasman.</i>	Artillery gas shell.
	<i>Nahkampfmittel</i>	Close range weapons.
	<i>Minen</i>	Minerwerfer shell.
	<i>Gasminen</i>	Minerwerfer gas shell.
Signal Stations.		
	<i>Fernsprechtelle</i>	Telephone station.
	<i>Funkstelle</i>	Wireless station.
	<i>Blinktelle</i>	Lamp signal station.
	<i>Erweit-Stelle</i>	Power buzzer station.
	<i>Brieftaubenschlag</i>	Carrier pigeon loft.
	<i>Arendtstelle</i>	Arendt listening set post.
	<i>Scheinwerfer</i>	Searchlight.
Aerodromes and Pioneer Park.		
	<i>Belegter Flughafen</i>	Occupied aerodrome.
	<i>Unbelegter Flughafen</i>	Unoccupied aerodrome.
	<i>Gefechtslandeplatz</i>	Advanced landing ground.
	<i>Ballonaufstiegsstelle</i>	Balloon bed.
	<i>Pion.-Park</i>	Pioneer park.
Medical Arrangements.		
	<i>Sanitäts-Unterst., schussicher</i> ...	Medical dug out (shell-proof).
	.. <i>nicht schussicher</i>	Medical dug-out (not shell-proof).

Conventional Sign.	German Designation.	English Equivalent.
	<i>Truppenverbandplatz</i>	Regimental aid post.
	<i>Wagenhalteplatz</i>	Halting place for ambulance vehicles.
	<i>Hauptverbandplatz</i>	Main dressing station.
Camps.		
	<i>Unbelegt</i>	Unoccupied.
	<i>Belegt</i>	Occupied.
	<i>Baracken-Lager</i>	Huts.
	<i>Unterstands-Lager</i>	Dug-outs.
	<i>Zelt-Lager</i>	Tents.
Roads.		
	<i>Anmarschweg</i>	Approach.
	<i>Knüppelbahn</i>	Cowslurry road.
	<i>Küppelweg</i>	Duck-boards.
	<i>Brücke u. Strasse gesprengt</i> ...	Bridge and road blown up.
	<i>Zur Sprengung vorbereitet</i> ...	Bridge and road prepared for demolition.
Headquarters.		
	<i>Oberkommando einer Heeresgruppe</i> ...	H.Q. of a Group of Armies.
	<i>Armeekorpskommando</i>	Army H.Q.
	<i>Generalkommando</i>	Corps H.Q.
	<i>Divisionalkommando</i>	Divisional H.Q.
	<i>Brigadekommando</i>	Brigade H.Q.
	<i>Regimentstab</i>	Regimental H.Q.
	<i>Bataillonstab (J. Btl., J.R. 198)</i> ...	Battalion H.Q. (1st Bn., 108th Inf. Regt.).

Conventional Sign.	German Designation.	English Equivalent.
Boundaries.		
—————	<i>Armee-Grenze</i>	Army boundary.
— — — — —	<i>Korps-(Gruppen) Grenze</i>	Corps (Group) boundary.
— • • • • •	<i>Divisions-Grenze</i>	Divisional boundary.
— • • • • •	<i>Regiments-Grenze</i>	Regimental boundary.
— • • • • •	<i>Bataillons-Grenze</i>	Battalion boundary.
••••••••••	<i>Feuer-Grenze</i>	Limit of fire.

General Staff (Intelligence),
General Headquarters,
25th May, 1918.

No 17/1585
13 APR 1917

CONVENTIONAL SIGNS.

HEADQUARTERS
THE AUSTRALIAN
DIVISION.
No. 25/320
Date 31/4/17

19th
Bob.
1471 3/31





The following should be used for recording information on situation or activity maps issued or kept-up by Intelligence:—

TRAINS—

Shewing direction facing	—	—
Travelling East	—	—
Travelling West	—	—


(add smoke only if moving)

TRANSPORT—






Mechanical		
Horse		

(bonnet or shaft to show direction)




AERODROMES—

...	
-----	-----	-----	-----	-----	-----	-----	---

TROOPS, etc.—

Infantry (moving on roads or in column of route)	
Cavalry	
Artillery	
Holding line or in action	
Posts or Patrols	


RAILWAYS—

Normal gauge Double	
Single	
Light Railways	


TRENCHES—

Confirmed by photographs	
Reported by Observers	
Approximate front line	


BARGES—

...	
-----	-----	-----	-----	-----	-----	-----	---


EXPLOSIONS—

...	
-----	-----	-----	-----	-----	-----	-----	---


FIRES—

...	
-----	-----	-----	-----	-----	-----	-----	---



CRATERS—

...	
-----	-----	-----	-----	-----	-----	-----	---

DUMPS—

...	
-----	-----	-----	-----	-----	-----	-----	---

BATTERY POSITIONS—

Emplacements unoccupied or number of guns unknown	
occupied by 4 guns, etc.	


BALLOONS—

...	
-----	-----	-----	-----	-----	-----	-----	---

ROADS & TRACKS—

...	
-----	-----	-----	-----	-----	-----	-----	---

SHELLED AREAS—

...	
-----	-----	-----	-----	-----	-----	-----	---

INUNDATIONS—

...	 (Blue.)
-----	-----	-----	-----	-----	-----	-----	---

NOTE.—Information about enemy... Red.
" " own troops ... Blue or black.

CONVENTIONAL SIGNS (FRENCH).

- This plate contains a selection of French Conventional Signs which are different to ours or not in use by us.
- Except where otherwise shown, the signs are drawn as they would appear on the 1:10,000 scale.
- When possible on the 1:5,000 scale, objects are drawn to their correct dimensions.

Ic/6712/37.

GENERAL.

National Roads.	
All Weathers Road.	
Dry Weather Road.	
Earth Road.	
Footpath.	
Forest Track.	
Railways.	Normal Gauge, Single.
	" " Double.
Narrow Gauge, Tramway.	
Bridge (H, Ferry (2), Footbridge (3), Ford (4)).	
Canal Navigable. (Wharf (H), Lock (2), Lock-keeper's House (3)).	
Aqueduct.	
Fountain, Well, Spring, Fontaine, (Puits), Source).	
Hedge, with Trees and Hedge without.	
Fence, Wood, Wire.	
Bank, Earth, Dyestone.	
Church, Chapel, Calvary.	
Cemetery.	
Tower, Chimney, Pylon.	
Windmill (Moulin à vent), Watermill.	
Trig Points.	
Vines.	
Garden and Orchards, Parks.	
Woods.	
Fir Woods.	
Bramblewood.	
Isolated Trees.	
Contours showing a hollow.	

ENEMY WORKS.

Trenches ordinary.	
" " recessed.	
Dummy Trench (Tranchée Simulée).	
Trench in course of construction.	
Communication Trenches & Saps (Secondary, Principal).	
The above when arranged for fire in portions of its length.	
Trenches, Support Trenches, Communication Trenches, or Saps.	
Works.	
Machine Guns, Trench Mortars.	
Single Gun, Hotchiss Revolver Gun.	
Battery seen on photo.	
(Occupied)	
(Unoccupied)	
Battery not seen on photo, but obtained by Sound or Observation, and position of which has been confirmed.	
Battery active.	
Battery casemated (casemate) or camouflaged (camouflage).	
Gun on Railway Spur.	
Anti-Aircraft Gun.	
Metalled Road.	
Unmetalled Road.	
Tracks.	
Railway (Normal Gauge, Narrow Gauge).	
Camps, Parks, Huts.	

Observation Post, Command Post, Visual Signalling Post.	
Telephone, Main Exchange, Sub-Exchange.	
Dumps, Ammunition, Pioneer, Supply.	
Shelters, Ordinary, Concrete.	
Telegraph (Airtel, Buried).	
Abatis.	
Wire Entanglements (On Posts, Coiled).	
Chevaux de Frise.	
Craters, Organised (Trous d'obus organisés) Shell Holes.	
Trou de Loup.	

FRENCH WORKS.

Trenches and Support Trenches.	
Communication Trenches, and Saps, (Principal, Secondary).	
Front Line.	
Trenches, Support Trenches, Saps, Communication Trenches, (See information, Abandoned).	

The numbers placed beside the conventional signs is an indication of activity.

1/20,000 1/10,000 1/5,000

5 2730 2732 2734 2736 2738 2740 2742 2744 2746 2748 2750 2752 2754 2756 2758 2760 2762 2764 2766 2768 2770 2772 2774 2776 2778 2780 2782 2784 2786 2788 2790 2792 2794 2796 2798 2800

2730 2732 2734 2736 2738 2740 2742 2744 2746 2748 2750 2752 2754 2756 2758 2760 2762 2764 2766 2768 2770 2772 2774 2776 2778 2780 2782 2784 2786 2788 2790 2792 2794 2796 2798 2800

2730 2732 2734 2736 2738 2740 2742 2744 2746 2748 2750 2752 2754 2756 2758 2760 2762 2764 2766 2768 2770 2772 2774 2776 2778 2780 2782 2784 2786 2788 2790 2792 2794 2796 2798 2800

CONVENTIONAL SIGNS.

1. The authorized conventional signs as shown hereto are to be adhered to for all maps, reports and photographs, and no unauthorized sign is to be adopted for any object simply designated by an official sign.
2. Except in the case of maps prepared for reproduction it is optional for the draughtsman or officer using the map, instead of using a conventional sign, to write or print clearly in ordinary English what he wishes to represent. Thus, he may write the word *trench* instead of using the conventional sign.
3. With the exception of special section signs, this sheet replaces all former issues of conventional signs (i.e., Maps 3974, 10,6712/17 and 10,6712/19), which are embodied in this sheet.
4. The signs shown below are drawn suitably for the 1:10,000 scale, unless otherwise stated. On printed maps the colours shown are to be adhered to; but for sketch maps, reports, etc., any colour may be used.

G. H. Q.
10th April, 1917.

Helge, Fence or Ditch

Ditch with Perennial Water - (Draw width and depth if possible.)

Woods, Orchards, etc.

Compass Points - (Direction of point in centre of circle. Box shows that point is approximately true.)

House

Outing, Embankment

Faults in chalk country

Bridge, Culvert, Ferry, Ford, Marsh and Shrub.

Contours, Spot Heights, Bench Marks.

(All heights are shown in metres.)

Large Scale Maps, 1:10,000.

1st Class

2nd Class

3rd Class

4th Class

Footpaths, Cart Tracks

Railways

Light

NOTE.—As a rule, railways printed in black are those which extend before the war; in red, those which go back to French territory.

If printed on a Trench Map, use a Colour distinct from Red.

Artillery Activity

1898 S.O.S. 3652.

Any trench apparently occupied for fire

Other Trenches - (Direction of view shown by thick line. Oil or closed by dotted line. Or otherwise indicated by two approximately appropriate lines; or reported by observers and not yet confirmed by photo.)

Enemy Trenches

British Trenches

Wire Entanglement or Other Obstacle

Ground Cut up by Artillery Fire

Enemy's Tracks

Burial Pipeline or Cable

Airline

Temporary Railways

Metric Gauge Railways

Dumps, Stores, or Depots—Supply

Ammunition

Gas

Peril

Bomb

Drug-outs

Barbed Wire

Hats

Compassionate Haystacks

Searchlights

Tank Traps

Assemblies

Abolish Shack

Bullpens

Barges

Electric Power Stations

Explosives

Factories—Ammunition

Fires

Works reinforced by concrete

(Signed) L. E. KIDGELL, Lieut-General, G.O.S.

Headquarters - Army, Corps, Division, Other Units (write name).

Important Points - (Locks Controlling Irrigations)

Railway Traffic Centres

Railroads

Reservoir or Pumping Station

Telephone and Telegraph Office or Centres

Trains—Direction of Movement shown by Funnel

Transport - Moving, Stationary (i.e., parks)

Troops - Infantry, Cavalry, Artillery, Post, Patrol

Machine Gun, Trunk Motor, A.A., Observation Posts, Listening Posts, Mine Centres, Paritidal, Organized Shell Holes, Engine Poles

Machine Gun, Listening Post, Observation Post, New Work, Dag-out, Wire Entanglement

Battery, Clay or Pith in Wire, Buried Cable, etc., Airline, Trench Traps, Trench Motor, Dump, A.A. Gun, Tank Trap—Use the Ordinary Signs.

NOTE.—These signs should be written clear of the object on the Photo, with a detached Arrow pointing to it if necessary.

SIGNS FOR USE ON AEROPHOTO PHOTOS.

Machine Gun, Listening Post, Observation Post, New Work, Dag-out, Wire Entanglement

Battery, Clay or Pith in Wire, Buried Cable, etc., Airline, Trench Traps, Trench Motor, Dump, A.A. Gun, Tank Trap—Use the Ordinary Signs.

NOTE.—These signs should be written clear of the object on the Photo, with a detached Arrow pointing to it if necessary.

SIGNS FOR USE ON AEROPHOTO PHOTOS.

Machine Gun, Listening Post, Observation Post, New Work, Dag-out, Wire Entanglement

Battery, Clay or Pith in Wire, Buried Cable, etc., Airline, Trench Traps, Trench Motor, Dump, A.A. Gun, Tank Trap—Use the Ordinary Signs.

NOTE.—These signs should be written clear of the object on the Photo, with a detached Arrow pointing to it if necessary.

SIGNS FOR USE ON AEROPHOTO PHOTOS.

Machine Gun, Listening Post, Observation Post, New Work, Dag-out, Wire Entanglement

Battery, Clay or Pith in Wire, Buried Cable, etc., Airline, Trench Traps, Trench Motor, Dump, A.A. Gun, Tank Trap—Use the Ordinary Signs.

NOTE.—These signs should be written clear of the object on the Photo, with a detached Arrow pointing to it if necessary.

INTERNATIONAL SHIRAZ

B.F. at Neuron Camp

5

CONVENTIONAL SIGNS.

1c 6712 21



1. The authorised conventional signs as shown hereafter to be adhered to for all maps, reports and photographs, and no unauthorised sign is to be adopted for any object already designated by an official sign.
2. Except in the case of maps prepared for reproduction it is optional for the draughtsmen or officer issuing the map, instead of using a conventional sign, to write or print clearly in ordinary English what he wishes to represent. Thus, he may write the word *trench* instead of using the conventional sign.
3. With the exception of special secret signs, this sheet replaces all former issues of conventional signs (i.e. Maps 8974, 1c 6712/17 and 1c 6712/19), which are embodied in this.
4. The signs shown below are drawn suitably for the 1/10,000 scale, unless otherwise stated. On printed maps the colours shown are to be adhered to: but for sketch maps, reports, etc., any colour may be used.

G.H.Q.
19th April, 1917.

(Signed) L. E. KIGGELL, Lieut.-General,
C.G.S.

Hedge, Fence or Ditch	---
Ditch with Permanent Water (Write width and depth if possible).	---
Woods,	Wool.
Orchards, etc.	Orchard.
	Brushwood and Undergrowth.
	Church.
	Wind Mill.
	Water Mill.
	Any Integ. point.
Conspicuous Points ...	○
(Position of point is centre of circle. Dot shows that point is trigonometrically fixed).	
Houses ...	■
Cutting, Embankment	≡
Faults in chalk country	---
Bridge, Culvert, Ferry, Ford, Marsh and Shrine.	
Contours,	1/10,000.
Spot Heights,	100,000.
Bench Marks.	1/10,000.
(All heights are shown in metres).	
	Large Scale Maps.
	Feet.
	Metres.
	1/100,000.
1st Class ...	==
2nd Class ...	==
3rd Class ...	==
4th Class ...	==
Footpaths, Cart Tracks	---
Normal Gauge, Double	--- ---
Railways	---
Light	---
Single	---

NOTE—As a rule, railways pointed in black are those which entered before the war; in red, those which are laid for French warfare.

Artillery Activity.

GUN. HOWITZER. DOUBTFUL.

The large and small Signs are alternative.		
The former represent Batteries, the latter single Guns. Number and Callibre to be written, and Direction of Fire shown by Arrow, if required.		
If printed on a Trench Map, use a Colour distinct from Red.		
Active.—Solid or Hatched.		
Inactive.—Open Outline.		

Strong Point

Any Trenches apparently organised for fire ...	---
Other Trenches ...	---
Important ones are shown by thick line. Old or flimsy by dotted line. Concentric if printed in two figures only.	
Approximate line: or reported by observers and not yet confirmed by photo ...	---

3 S.P. (actual shape of trenches)

British Trenches	---
Wire Entanglement or Other Obstacle	---
Ground cut up by Artillery Fire	---
Enemy's Tracks	---
Ditchwork	---
Buried Pipeline or Cable	---
Airline	---
Temporary Railways	---
Trench Tramways	---
Metro Gauge Railways	---

Dumps, Stores, or Depots—Supply	△	Gun	---
Ammunition	△	Machine Gun	♣ or M.G.
Gas	△	Trench Mortar	♣ or T.M.
Petrol	△	A.A.	♣
Bomb	△	Observation Posts	♣ or O.P.

Dug-outs	•	Listening Posts	• L or L.P.
Earthworks	•	Mine Craters	•
Hatments	III	Fortified	⊗
Conspicuous Haystacks	⊗	Organised Shell Holes	⊗
Searchlights	⊗	Engineer Parks	⊗
Tank Traps	⊗		

Aerodromes	✚
Airship Sheds	✚
Balloons	✚
Barges	✚
Electric Power Stations	✚
Explosions	✚
Factories—Ammunition	✚
Gas	✚
Fires	✚

Headquarters ...	Army.	Corps.	Division.	Other Units (write name).
Locks Controlling Inundations ...	---	---	---	---
Important Points	---	---	---	---
Railway Bridges	---	---	---	---
Road Bridges	---	---	---	---
Railway Administrative Centres	---	---	---	---
Railway Traffic Offices	---	---	---	---
Railheads	---	---	---	---
Reservoirs or Pumping Stations	---	---	---	---
Telephone and Telegraph Offices or Centres	---	---	---	---
	Eastward.	Westward.		Dukeway Direction.

Trains—Direction of Movement shown by Funnel	---	Mechanical.	Horse.
Transport ... Moving	---	---	---
Stationary (i.e., parks)	---	---	---
Troops—	---	---	---
Moving to	---	---	---
Column of Route.	---	---	---
Infantry	---	Holding line or in action.	---
Cavalry	---	---	---
Artillery	---	---	---
Post	---	---	---
Patrol	---	---	---

Signs for Use on Aeroplane Photos.

NOTE.—These signs should be written clear of the object on the Photo, with a detached Arrow pointing to it if necessary.

Machine Gun	---	M.G.
Listening Post	---	L.P.
Observation Post	---	O.P.
New Work	---	NEW
Dug-out	---	---
Wire Entanglement	---	---
Crosses widely spaced shown in front of Line of Wire.	---	---
Battery	---	---
Drawn in front of and parallel to position.	---	---
Gap or Path in Wire	---	---
A thin line drawn parallel to actual track.	---	---
Buried Cable, etc.	---	---
Drawn at intervals	---	---
Airline	---	---
alongside the line just clear of it.	---	---
Trench Tramway	---	---

Trench Mortar, Dump, A.A. Gun, Tank Trap—Use the Ordinary Sign.

HEADQUARTERS
AUSTRALIAN CORPS
ROYAL ARTILLERY
Y/8
14 2 18

Q36

3147

AUST. MILITARY RECORDS SECTION
CLASSIFICATION
SEP-SECTION
C/M 3/43

























Bockm

E 6471 *2 miles* 3117
449

CONVENTIONAL SIGNS.

(For use on Maps for Defence Schemes)

----- 6471 3.31

Deep Dug-Outs.....		
M.G. Emplacements.....:-		
Cement & Steel Joists.....		
Wood Framework, Steel Joists & Bursting Course....		
Miscellaneous.....		
Open.....		
Emplacements of adjoining Sections.....		
Trench Mortars, Light.....		
" " Medium.....		
" " Heavy.....		
S.S.A. Stores.....		
Bomb Stores.....		
O.P.'s Artillery.....		
Divisional.....		
Lookout Posts.....		
Trench Tramways.....		
Wiring, Good.....		
" Fair,.....		
" Indifferent.....		
Trenches.....		
Disused Trenches.....		
Trenches Filled In.....		
Mine Craters, -- German.....		
-- British.....		
Aid Posts.....		
Headquarters Brigade.....		
" Battalion.....		

N.B. All signs to be shown dotted until work is completed.

25.1.1919

CONVENTIONAL SIGNS FOR USE ON MAPS FOR TRACK SCHEMES.

Deep Dug-Outs.....	•	H.Q. Artillery Group.....	■
Machine Gun Emplacements.....	↘	H.Q. Corps.....	■
T.M. Emplacements, Light.....	▬	H.Q. Corps Heavy Artillery.....	▲
" " Medium.....	▬	H.Q. Division.....	■
" " Heavy.....	▬	H.Q. Brigade.....	■
S.A.A. Stores.....	+	H.Q. Battalion.....	▴
Bomb Stores.....	⊕	Dressing Station.....	+
Engineer Stores.....	⌌	Trenches.....	BLEU
Ration Stores.....	▭	Communication Trenches in	GREEN
Drinking Water Tanks.....	▭	-do- out	BROWN
O.P.'s Artillery.....	⊕	Trench Tramways.....	+++++
O.P.'s Divisional.....	⊕ DOP	Gaps in rear line of wire....	GAP.
Lorry routes:-		Horse Trans: routes:-	
Both ways.....	↔	Both ways.....	↔
One way.....	→	One way.....	→
Proposed Forward.....	—	Proposed Forward.....	—

GUNS.

15" and 12" Howr.....	⊗	12" and 9.5" Gun.....	⊙
9.5" Howr.....	◆	6" Gun.....	⊙
6" Howr.....	◆	60pr. Gun.....	◐
0" Howr..... 20 crt.....	◆	4.7" Gun.....	◐
6" Howr..... 30 crt.....	◆	12pr.....	⊙
4.5" Howr.....	▲	15pr.....	⊕
		Anti-Aircraft.....	△

N.B. All signs to be shown dotted until work completed.

449
Stobley

CONVENTIONAL SIGNS.

(For use on Maps for Defence Schemes)

Deep Dug-Outs.....	•
M.G. Emplacements.....	▲
Cement & Steel Joists.....	▲
Wood Framework, Steel Joists & Bursting Course....	▲
Miscellaneous.....	▲
Open.....	▲
Emplacements of adjoining Sections.....	▲
Trench Mortars, Light.....	■
" " Medium.....	■
" " Heavy.....	■
S.S.A. Stores.....	⊕
Bomb Stores.....	⊕
O.P.'s Artillery.....	⊕
Divisional.....	⊕ D.O.P.
Lockout Posts.....	⊕ L.P.
Trench Tramways.....	+++
Wiring, Good..... G.A.P.
" Fair.....	xxxxxxx
" Indifferent.....	xxxxxxx
Trenches.....	—————
Disused Trenches.....	- - - - -
Trenches Filled In.....	///////
Mine Craters,-- German.....	✱
-- British.....	✱
Aid Posts.....	+
Headquarters Brigade.....	▲
" Battalion.....	▲

N.B. All signs to be shown dotted until work is completed.

22 Dec 1916
1499

CONVENTIONAL SIGNS FOR USE ON MAPS FOR ATTACK SCHEMES.

Deep Dug-Outs.....		H.Q. Artillery Group.....	
Machine Gun Emplacements....		H.Q. Corps.....	
T.M. Emplacements, Light.....		H.Q. Corps Heavy Artillery....	
" " Medium.....		H.Q. Division.....	
" " Heavy.....		H.Q. Brigade.....	
S.A.A. Stores.....		H.Q. Battalion.....	
Bomb Stores.....		Dressing Station.....	
Engineer Stores.....		Trenches.....	BLUE
Ration Stores.....		Communication Trenches In	Green
Drinking Water Tanks.....		-do- Out	BROWN
C.P.'s Artillery.....		Trench Tramways.....	+++++
C.P.'s Divisional.....		Gaps in rear line of wire.....	GAP.
Lorry routes:-		Horse Trans. Routes:-	
Both ways.....		Both ways.....	
One way.....		One way.....	
Proposed forward.....		Proposed forward.....	

G U N S.

15" and 12" Howr.....		12" and 9.2" Gun.....	
9.2" Howr.....		6" Gun.....	
8" Howr.....		60pr. Gun.....	
6" Howr. 26 cwt.....		4.7" Gun.....	
6" Howr. 30 cwt.....		18pr.....	
4.5" Howr.....		13pr.....	
		Anti-Aircraft.....	

N.B. All signs to be shown dotted until work completed.

Instructions Nos 1 & 11

Not available

3117

SECRET.

Amendment to Secret Publication:—

S.S. 133.—“Colours to be used in preparation of Maps illustrating Artillery Bombardment Schemes to indicate various natures of Ordnance employed.”

The colour used to denote Trench Mortars should be **Brown** instead of **Yellow**.

*Copy sent direct by [signature]
Statement to
Genl. [signature] 2
D.H.O. 4*

1 G. [signature] office



SECRET.

Amendment to Secret Publication:—

S.S. 133.—“Colours to be used in preparation of Maps illustrating Artillery Bombardment Schemes to indicate various natures of Ordnance employed.”

The colour used to denote Trench Mortars should be **Brown** instead of **Yellow**.

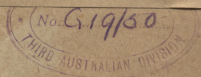


SECRET.

Amendment to Secret Publication:—

S.S. 133.—“Colours to be used in preparation of Maps illustrating Artillery Bombardment Schemes to indicate various natures of Ordnance employed.”

The colour used to denote Trench Mortars should be **Brown** instead of **Yellow**.



SECRET.

3117



Amendment to Secret Publication:—

S.S. 133.—“Colours to be used in preparation of Maps illustrating Artillery Bombardment Schemes to indicate various natures of Ordnance employed.”

The colour used to denote Trench Mortars should be **Brown** instead of **Yellow**.

*Copies sent direct by ~~RAF~~
Statement to
S.W. Art, Hd Qrs 2.
DND 4.*

100. [Signature]

SECRET.



Amendment to Secret Publication:—

SECRET.



Amendment to Secret Publication:—

S.S. 133.—“Colours to be used in preparation of Maps illustrating Artillery Bombardment Schemes to indicate various natures of Ordnance employed.”

The colour used to denote Trench Mortars should be **Brown** instead of **Yellow**.



3117

Conventional Signs
for Map Illustration

Pa. 16/19
K.L.
etc

BM/S 18/4

3/27
Secret.CONVENTIONAL SIGNS FOR USE WITH
ARTILLERY MAPS.HEADQUARTERS,
2nd AUSTRALIAN
DIVISION.

NATURE.	
Anti-aircraft Battery.	
13-pr. or 18-pr. Battery.	
60-pr. & 4.7-in. Battery.	
6-in. Gun Battery.	
9.2-in. & 12-in. Guns.	
4.5-in. How. Battery.	
6-in. How. Battery.	
8-in. & 9.2-in. How. Battery.	
12-in. & 15-in. Howitzers.	
Group of Field Artillery Batteries*	

* Any group of 3 to 6 Field Batteries that are close together—not necessarily under the same Commander. Number of Batteries to be shown by a figure in the circle.

NOTES:—

- In submitting maps to G.H.Q., individual field batteries need not be shown but only Groups of Field Artillery.
- Sections of guns or howitzers detached from their batteries should be shown by the conventional sign for their battery but with the figure "2" against them.

*Distribution**4 B'de**5 "**6 "**22*
*12/5/11**GRA - 8 Copies*
CRE - 1 Copy
*CS - 1 Copy**12 55/10m*

Handwritten scribble

CONVENTIONAL BANK FOR THE WEST
SAVINGS BANK

11

NAME	ADDRESS	CITY
72	-	
72		

THE BANK OF THE WEST SAVINGS BANK
 CAPITAL PAID UP \$1,000,000
 RESERVE FUND \$1,000,000
 SURPLUS FUND \$1,000,000
 TOTAL ASSETS \$3,000,000
 DEPOSITORS ARE INVITED TO INVEST WITH US

3127

S.S. 132.]
(Revised Edition.)

SECRET
O.B. 1918
4711/3/43
9/19/21

CONVENTIONAL SIGNS
FOR USE WITH ARTILLERY MAPS.

(1/20,000.)

NATURE	SIGN	DIMENSION
Anti-aircraft Battery		$\frac{1}{4}$ " diameter.
Close-defence Gun		$\frac{3}{16}$ " diameter.
18-pdr. or 18-pdr. Battery *		
60-pdr. Battery		
6-inch Gun Battery		$\frac{1}{4}$ " diameter.
9.2-inch Gun		
12-inch Gun		
4.5-inch Howitzer Battery		$\frac{1}{4}$ " sides.
6-inch Howitzer Battery		$\frac{1}{4}$ " sides.
8-inch Howitzer Battery		
9.2-inch Howitzer Battery		outer sides $\frac{1}{4}$ ". inner sides $\frac{1}{8}$ ".
12-inch Howitzer		$\frac{1}{4}$ " sides.
15-inch Howitzer		
Group of Field Artillery Batteries*		outer circle $\frac{3}{8}$ " diameter. inner circle $\frac{1}{8}$ " diameter.

* During periods of movement consequent on operations, when the precise location of field batteries is not known, any group of three to six field batteries that are close together, not necessarily under the same Commander, may be shown by this sign. Number of batteries should be shown by a figure in the circle.

NOTE.—Single guns or sections of guns or howitzers detached from their batteries, should be shown by the conventional sign of their battery, but with the number of guns or howitzers written beside it.

February, 1918.

PRINTED IN FRANCE BY ARMY PRINTERS AND STATIONERY SERVICES.

FORM A-2/18-50765-214H.

C. A. S. Bode

2 copies

CONVENTIONAL SIGNS.

16/12/21

- The authorised conventional signs as shown hereon are to be adhered to for all maps, reports and photographs, and no unauthorised sign is to be adopted for any object already designated by an official sign.
- Except in the case of maps prepared for reproduction it is optional for the draughtsman or officer issuing the map, instead of using a conventional sign, to write or print clearly in ordinary English what he wishes to represent. Thus, he may write the word *trench* instead of using the conventional sign.
- With the exception of special secret signs, this sheet replaces all former issues of conventional signs (i.e., Maps 8974, 16/6712/17 and 16/6712/19), which are embodied in this.
- The signs shown below are drawn suitably for the 1:100,000 scale, unless otherwise stated. On printed maps the colours shown are to be adhered to; but for sketch maps, reports, etc., any colour may be used.

G.H.Q.
19th April, 1917.

Hedges, Fence or Ditch
Ditch with Permanent Water (Write width and depth if possible)
Woods,
Orchards, etc.
Conspicuous Points (Position of point is centre of circle. Dot shows that point is trigonometrically fixed)
Houses
Cutting, Embankment
Faults in chalk country
Bridge, Culvert, Ferry, Ford, Marsh and Shrine.
Contours, Spot Heights, Bench Marks. (All heights are shown in metres)
Large Scale Maps. Fenced. Unfenced.
Roads
Footpaths, Cart Tracks
Railways

NOTE.—As a rule, railways printed in black are those which existed before the war; in red, those which are laid for Trench warfare.

Artillery Activity.

GUN. HOWITZER. DOUBTFUL.

The large and small Signs are alternative. The former represent Batteries, the latter single Guns. Number and Colour to be written, and Direction of Fire shown by Arrow, if required.



If printed on a Trench Map, use a Colour distinct from Red. *Active*.—Solid or Hatched. *Inactive*.—Open Outline.

Any trench apparently organised for fire
Other Trenches
Important ones are shown by thick line. Old or disused by dotted line. Coordinates, if printed to be two figures only.
Approximate line, or reported by observers and not yet confirmed by photo

British Trenches

Wire Entanglement or Other Obstacle

Ground cut up by Artillery Fire

Enemy's Tracks

Barbed Pipeline or Cable

Airline

Temporary Railways

Dumps, Stores, or Depots—Supply

Ammunition

Gas

Petrol

Bomb

Dug-outs

Earthworks

Hutments

Conspicuous Haystacks

Searchlights

Aerodromes

Airship Sheds

Balloons

Barges

Electric Power Stations

Explosives—

Factories—Ammunition

Fires

Headquarters

Important Points

Railway Administrative Centres

Railway Traffic Offices

Railheads

Reservoirs or Pumping Stations

Telephone and Telegraph Offices or Centres

Trains—Direction of Movement shown by Panel

Transport

Stationary (i.e., parks)

Troops

Moving

Column of Route

Artillery

Infantry

Cavalry

Observation Posts

Listening Posts

Mine Creators

Fortified

Organised Shell Holes

Engineer Parks

Tank Traps

Airship Sheds

Balloons

Barges

Electric Power Stations

Explosives

Factories

Fires

(Signed) L. E. KIGGELL, Lieut.-General, C.G.S.

Army. Corps. Division. Other Units (write name).

Headquarters
Important Points
Railway Administrative Centres
Railway Traffic Offices
Railheads
Reservoirs or Pumping Stations
Telephone and Telegraph Offices or Centres
Trains—Direction of Movement shown by Panel
Transport
Stationary (i.e., parks)
Troops
Moving
Column of Route
Artillery
Infantry
Cavalry
Observation Posts
Listening Posts
Mine Creators
Fortified
Organised Shell Holes
Engineer Parks
Tank Traps
Airship Sheds
Balloons
Barges
Electric Power Stations
Explosives
Factories
Fires

Signs for Use on Aeroplane Photos.

NOTE.—These signs should be written clear of the object on the Photo, with a detached Arrow pointing to it (if necessary).

Machine Gun
Listening Post
Observation Post
New Work
Dug-out
Wire Entanglement
Battery
Gap or Path in Wire
Buried Cable, etc.
Airline
Trench Tramway

Trench Mortar, Dump, A.A. Gun, Tank Trap.—Use the Ordinary Sign.

Handwritten notes in the top left corner, including the number '10' and several lines of cursive text.



Handwritten number '31218' in the bottom right corner of the page.