

In your reply,
please quote this

No. 10527/13

ARMY PRINTING & STATIONERY DEPOT,
E.E.F., ALEXANDRIA. ^{ERS}

3127



11th. Jan, 1919.

H.Q.,
Australian Mounted Div.,
E.E.F.

C4713

With reference to your GP/151/1 of the 5th. inst., it is noted that the copies of "Conventional Signs" forwarded to you on the 7th. and 30th. ult. are dissimilar. The publications forwarded to you on the 30th. were received from home in response to an indent of mine for further copies of the publication GSGS 3632. In view of the altered circumstances will you please inform me whether you still require copies of GSGS 3632. On hearing from you I will if necessary again demand copies of the desired publication.

Lieut. Colonel.
A.D.A.P. & S.S.

AWM27

311/74

A.D. A.P. & S.S.,
ALEXANDRIA.




With reference to your 10527/13 of 7th and 30th December.

The former memo. accompanied 1 copy of "Conventional Signs" and promised a further 5 copies when available.

The latter memo. of 30th ult. refers to the former and notifies inclusion of the promised 5 additional copies, but the actual enclosure is 5 copies of S.S.133 "Conventional Signs for illustrating Artillery Bombardments".

May the necessary 5 copies of G.S.G.S. 3632 please be sent?


5th Jan. 1919.


Brigadier-General,
Commanding Australian Mounted Division.

In your reply,
please quote this

ARMY PRINTING & STATIONERY DEPOT,
E.E.F., ALEXANDRIA.

No. 10527/13








30th. Dec., 1913.

H.Q.,
Aus. Mtd. Div.,
E.E.F.

With further reference to my
minute 10527/13 of the 7th. inst.,
additional supplies of "Conventional Signs "
have now come to hand and I accordingly
enclose you a further 5 copies herewith.
Your attention is directed to the scale of
issue set forth in my above quoted minute
which notifies that these copies include
issues by you to your C.R.A. and C.R.E.

Lient. Colonel.
A.D.A.P. & S.S.

1. In the preparation of maps illustrating Artillery bombardment schemes the following colours will be used to indicate the various natures of ordnance employed.













| | |
|-----------------------------------|---|
| 18-pdr. |  |
| 4.5-in. How. |  |
| 18-pdr. and 4.5-in. How. combined |  |
| 60-pdr. } 4.7-in. } |  |
| 6-in. gun |  |
| 9.2-in. or 12-in. gun |  |
| 6-in. How. |  |
| 8-in. How. } 9.2-in. How. } |  |
| 12-in. How. } 15-in. How. } |  |
| Light Trench Mortar |  |
| Medium Trench Mortar |  |
| Heavy Trench Mortar |  |

The number of guns or howitzers firing on each objective should be shown by a numeral.

Chalks or coloured pencils must be used for illustrating artillery bombardment schemes; NOT coloured inks.

80-11-16.

1. In the preparation of maps illustrating Artillery bombardment schemes the following colours will be used to indicate the various natures of ordnance employed.

| | |
|-----------------------------------|---|
| 18-pdr. |  |
| 4.5-in. How. |  |
| 18-pdr. and 4.5-in. How. combined |  |
| 60-pdr. } 4.7-in. } |  |
| 6-in. gun |  |
| 9.2-in. or 12-in. gun |  |
| 6-in. How. |  |
| 8-in. How. } 9.2-in. How. } |  |
| 12-in. How. } 15-in. How. } |  |
| Light Trench Mortar |  |
| Medium Trench Mortar |  |
| Heavy Trench Mortar |  |

The number of guns or howitzers firing on each objective should be shown by a numeral.

Chalks or coloured pencils must be used for maps illustrating artillery bombardment schemes; NOT coloured inks.

30-11-16.

Duplicate items
have not been
scanned

T. file

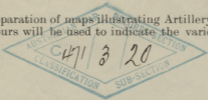
[S.S. 133.]

100. *for Mr. [unclear]*
Q 299
French



"C"

1. In the preparation of maps illustrating Artillery bombardment schemes the following colours will be used to indicate the various natures of ordnance employed.



18-pdr.



4.5-in. How.



18-pdr. and 4.5-in. How. combined



60-pdr. }
4.7-in. }



6-in. gun



9.2-in. or 12-in. gun



6-in. How.



8-in. How. }
9.2-in. How. }



12-in. How. }
15-in. How. }



Light Trench Mortar



Medium Trench Mortar



Heavy Trench Mortar















The number of guns or howitzers firing on each objective should be shown by a numeral.

Chalks or coloured pencils must be used for maps illustrating artillery bombardment schemes; NOT coloured inks.

30-11-16.

9503

1. In the preparation of maps illustrating Artillery bombardment schemes the following colours will be used to indicate the various natures of ordnance employed.

| | |
|-----------------------------------|---|
| 18-pdr. |  |
| 4.5-in. How. |  |
| 18-pdr. and 4.5-in. How. combined |  |
| 60-pdr. 4.7-in. |  |
| 6-in. gun |  |
| 9.2-in. or 12-in. gun |  |
| 6-in. How. |  |
| 8-in. How. 9.2-in. How. |  |
| 12-in. How. 15-in. How. |  |
| Light Trench Mortar |  |
| Medium Trench Mortar |  |
| Heavy Trench Mortar |  |

The number of guns or howitzers firing on each objective should be shown by a numeral.

Chalks or coloured pencils must be used for maps illustrating artillery bombardment schemes; NOT coloured inks.